


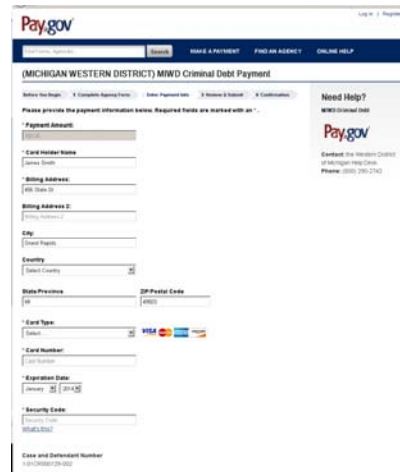
If you selected [Bank Account \(ACH\)](#), then enter your bank account information as instructed on the screen:



The screenshot shows the 'Pay.gov' interface for a '(MICHIGAN WESTERN DISTRICT) MWD Criminal Debt Payment'. The form is titled 'Payment Account' and includes fields for 'Payment Date (mm/dd/yyyy)', 'Account Holder Name', 'Select Account Type', 'Routing Number', 'Account Number', and 'Card/Pay Account Number'. At the bottom, there is a 'Review and Submit Payment' button, which is circled in red in the original image.

When complete, click the *Review and Submit Payment* button.

If you selected [Debit or Credit card](#): Enter your credit/debit card information.



The screenshot shows the 'Pay.gov' interface for a '(MICHIGAN WESTERN DISTRICT) MWD Criminal Debt Payment'. The form is titled 'Payment Account' and includes fields for 'Billing Address', 'City', 'Country', 'State/Province', 'ZIP/Postal Code', 'Card Type', 'Card Number', 'Expiration Date', and 'Security Code'. At the bottom, there is a 'Review and Submit Payment' button.

When complete, click the *Review and Submit Payment* button.

Step 3 - Review & Submit

The information that you have entered will display. Review it for accuracy. If corrections should be made, click the *Previous* button to go back.

If you would like to receive an email confirmation (recommended), click to check the box, and complete the fields that appear. Check the authorization box, authorizing the payment.

If everything is correct, click the *Submit Payment* button once. **Clicking the button more than once could result in multiple payment/transactions.**

Step 4 - Confirmation

Once your payment has been processed, a confirmation page will display.

Your payment is complete

This completes the steps necessary to make a criminal debt payment through Pay.gov.

The Western District of Michigan Finance Department will be notified of your payment.

U.S. DISTRICT COURT WESTERN DISTRICT OF MICHIGAN

A GUIDE FOR MAKING
CRIMINAL DEBT
PAYMENTS THROUGH

www.pay.gov




Finance Department
United States District Court
110 Michigan Street, NW
Grand Rapids, MI 49503



The U.S. District Court for the Western District of Michigan offers the option to make criminal debt payments online using Pay.gov, a secure government payment portal available on the Internet. Pay.gov provides a means for defendants to make payments on their own behalf, and it also allows third parties to make payments for the benefit of the defendant. Payments can be made by way of credit card, debit card, or by withdrawal from a checking or savings account. Fine and restitution payments may be made through Pay.gov, however bond payments are not eligible.

Before You Begin To make a payment using Pay.gov, have your credit card or bank information available. Access the website at www.pay.gov. Locate and click the *Make a Payment* button on the left side of the page.

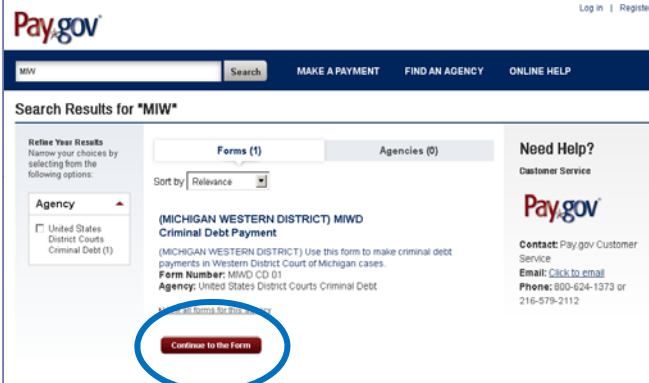


Type **MIW** in the *Find Forms, Agencies...* search field at the top of the page, then click the gray *Search* button to the right.



The search results will display the

(MICHIGAN WESTERN DISTRICT) MIWD Criminal Debt Payment form.



Click the *Continue to the Form* button.

A *Before You Begin* (informational) screen is displayed. Again, click the *Continue to the Form* button.

Step 1 - Complete Agency Form



Enter the payment information on the form. The Court Case Number is required to process the payment. This information is available on the payment coupon you received from the U.S. Attorney's Office. For example: 1:01CR123-1.

When the form is complete, click the *Continue* button.

Step 2 - Enter Payment Information

Select whether you would like to pay by **Bank account (ACH)** or by **Debit or credit card**, then click the *Next* button.